

**PROAIR HARSH ENVIRONMENT**


**CR23**  
1600 BTU/Hr.  
469 Watt



**CR29**  
2700 and 4000 BTU/Hr.  
791 and 1172 Watts



**CR43**  
6000 & 8000 BTU/Hr.  
1758 and 2344 Watts

**INDUSTRY STANDARDS**

UL/cUL Listed; Type 12, 3R, 4; 4X optional; File No. SA6453  
UR/cUR Recognized

UR/cUR Recognized on select models, reference performance data tables.

CE  
EAC

**APPLICATION**

- Industrial automation
- Package handling equipment
- Food and beverage
- Wastewater treatment
- Security and defense systems
- And more

**FEATURES**

- Robust reciprocating compressor
- Easy maintenance: hinged front cover allows quick access to all components; condenser coil can be cleaned while unit is still mounted to the cabinet
- R134a or R407c earth-friendly refrigerant
- Models for 115, 230 and 460 single phase VAC power input
- UL Listed or Recognized to save customers time and money with agency approvals
- Operating temperature range from -40 F/-40 C to 131 F/55 C (with optional low-ambient package)
- Attractive industrial design with minimal use of visible fasteners
- Reliable mechanical thermostat located behind the filter of the unit
- Low-carbon mild-steel sheet-metal cover for rugged factory and outdoor environments

- Easy-mount flanges for simple installation
- Cleanable reusable aluminum mesh filter protects coils for maximum cooling performance
- Mounting hardware, gaskets and user manual furnished with the unit
- Every unit functionally tested before shipping
- High-performance fans and blowers designed for densely packed enclosures
- Standard Indoor Air Conditioner models also include:
  - Electro-Mechanical Thermostat
  - Surge Suppressor

**FINISH**

- RAL 7035 light-gray, semi-textured powder-coat paint standard
- Stainless steel Type 304 or 316 finishes available on Type 4X models
- Other colors and textures available

**OPTIONS**

- Thermostat Malfunction Package
- Special Voltage Package
- Outdoor Package\*
- Harsh Environment Package\*
- Stainless Steel Package\*
- Heater Package\*

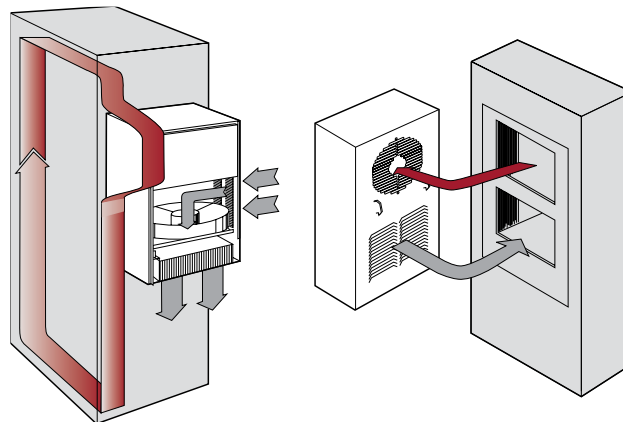
\* T-Series may be more appropriate. Refer to T-Series A/C section. Consult the factory for availability and catalog number.

**NOTES**

Visit [www.PentairProtect.com](http://www.PentairProtect.com) to download 2D and 3D CAD drawings into the overall design of your electrical system.

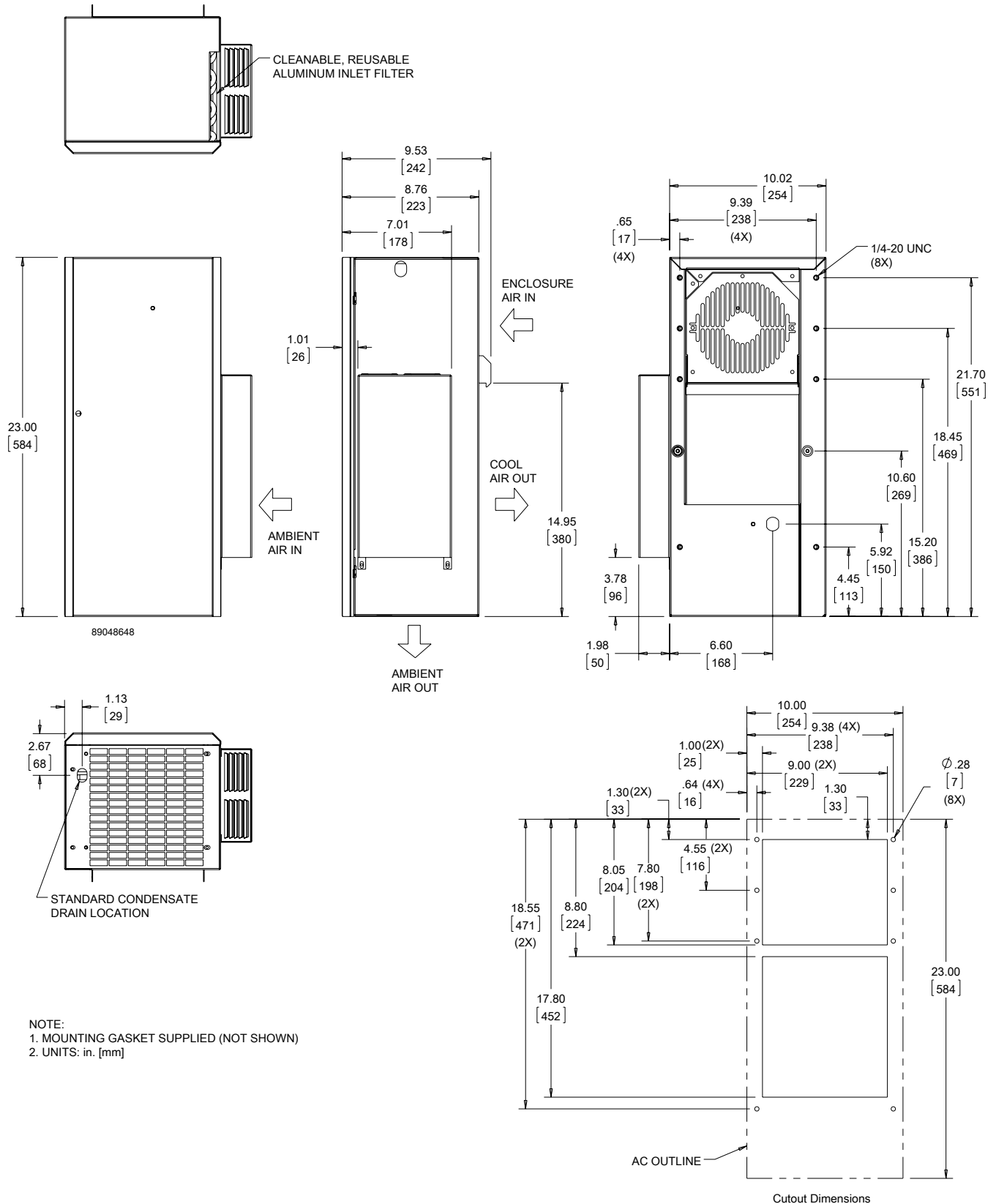
Performance Data **CR23 Models 1600 BTU/Hr. (469 Watt)**

<b>CATALOG NUMBER</b>			
Indoor Model	CR230216G002	CR230226G002	CR230246G400
Indoor Level 2 Controller	CR230216G016	—	—
Outdoor Type 3R	CR230216G013	CR230226G030	—
Outdoor/SST/Corrosion Type 3R	CR230216G007	CR230226G009	—
Outdoor/SST/Level 2 Type 3R	CR230216G017	CR230226G016	—
Indoor/Outdoor/SST/Corrosion Type 4X	CR230216G015	CR230226G014	CR230226G037
<b>COOLING PERFORMANCE</b>			
<b>Nominal:</b>			
<b>BTU/Hr.</b>	<b>1400/1600</b>	<b>1400/1600</b>	<b>1400/1600</b>
<b>Watts</b>	<b>410/469</b>	<b>410/469</b>	<b>410/469</b>
Refrigerant	R-134A	R-134A	R-134A
Refrigerant Charge (ounces/grams)	10/284	10/284	10/284
Operating Temperature Range:			
Maximum (°F/°C)	131/55	131/55	131/55
Minimum (°F/°C) (Low Ambient Pkg)	-40/-40	-40/-40	-40/-40
Airflow at 0 Static Pressure:			
Internal loop 50 Hz (CFM / m <sup>3</sup> /hr.)	117/199	117/199	117/199
External loop 50 Hz (CFM / m <sup>3</sup> /hr.)	86/146	86/146	86/146
Internal loop 60 Hz (CFM / m <sup>3</sup> /hr.)	130/221	130/221	130/221
External loop 60 Hz (CFM / m <sup>3</sup> /hr.)	95/161	95/161	95/161
<b>ELECTRICAL DATA</b>			
<b>Rated Voltage</b>	<b>115</b>	<b>230</b>	<b>460V 1PH</b>
Frequency (Hz)	50/60	50/60	50/60
Operating Range	+/- 10%	+/- 10%	+/- 10%
Max. Power Consumption (W at 50/60 Hz)	471.5/517.5	506	552
Max. Nominal Current (A at 50/60 Hz)	4.1/4.0	2.7/2.5	1.4/1.3
Starting Current (A)	18	13.2	7.7
Agency Approvals	UL/cUL Listed CE EAC		cUR Recognized CE EAC
Power Input Description	6-ft. cord with NEMA 5-15 plug	6-ft. cord with NEMA 6-15 plug	6-ft. cord with wire leads
<b>ENCLOSURE PROTECTION</b>			
UL Type	Type 12, 3R standard Type 4, 4X Stainless steel optional		
<b>CONTROLLER</b>			
Description	Basic mechanical thermostat		
Thermostat Location	Behind cover		
Factory Thermostat Setting (°F/°C)	80/27		
<b>SOUND LEVEL</b>			
At 1.5 Meters	62 dB(A)		
<b>UNIT CONSTRUCTION</b>			
Material	Mild steel sheet metal standard Stainless steel optional		
Finish	RAL 7035 light-gray, semi-textured powder-coat paint standard		
<b>UNIT DIMENSIONS</b>			
Height (in./mm)	23/584	23/584	
Width (in./mm)	10/254	10/254	
Depth (in./mm)	8.75/222	8.75/222	
Weight (lb./kg)	57/26	67/30	





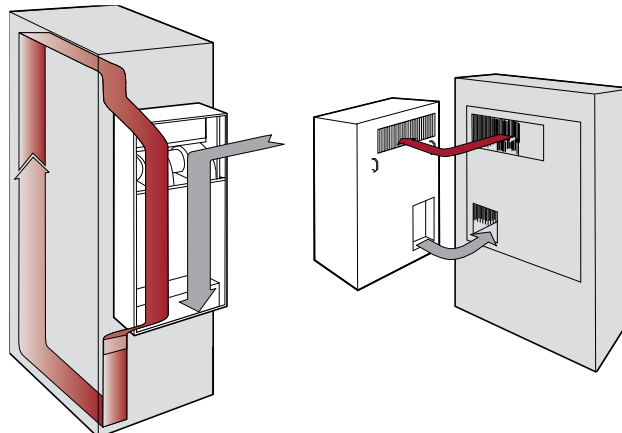
CR23 Models 1600 BTU/Hr. (469 Watt) With Type 4X Hood



Visit [www.PentairProtect.com](http://www.PentairProtect.com) to download 2D and 3D CAD drawings into the overall design of your electrical system.

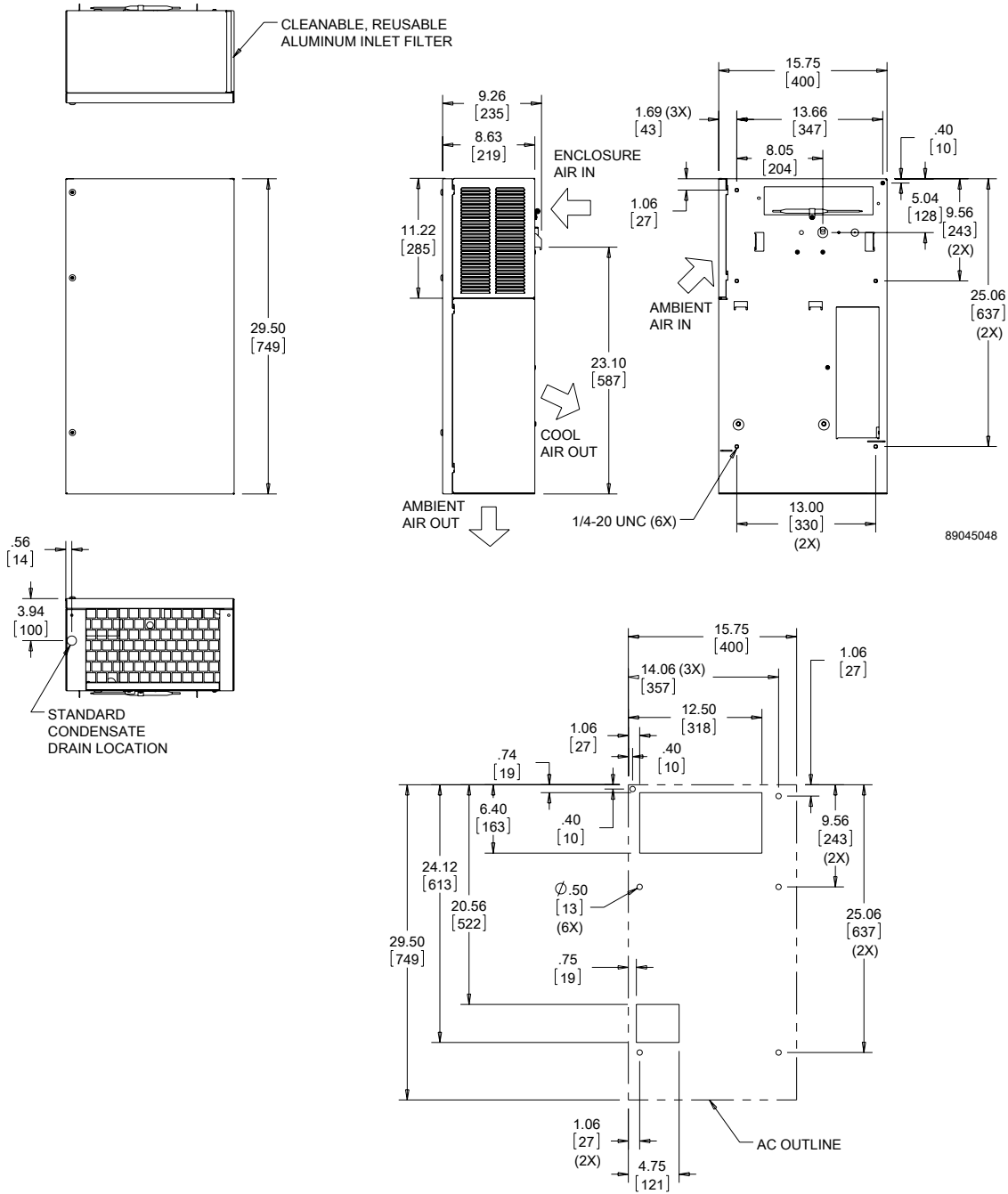
**Performance Data CR29 Models 2700/4000 BTU/Hr. (791/1172 Watt)**

<b>CATALOG NUMBER</b>						
Indoor Model	CR290216G002	CR290226G002	CR290246G400	CR290416G002	CR290426G002	CR290446G400
Indoor Level 2 Controller	CR290216G030	CR290226G030	CR290226G041	CR290416G047	CR290426G027	—
Outdoor Type 3R	CR290216G035	CR290226G020	—	CR290416G045	CR290426G022	—
Outdoor/SST/Corrosion Type 3R	CR290216G013	CR290226G010	CR290246G401	CR290416G030	CR290426G017	—
Outdoor/SST/Level 2 Type 3R	—	—	CR290226G058	CR290416G052	—	CR290426G101
Indoor/Outdoor/SST/Corrosion Type 4X	CR290216G036	CR290226G037	CR290226G045	CR290416G068	CR290426G054	CR290426G061
<b>COOLING PERFORMANCE</b>						
<b>Nominal:</b>						
<b>BTU/Hr.</b>	<b>2600/3000</b>	<b>2600/2700</b>	<b>2600/2700</b>	<b>3500/4000</b>	<b>3500/4000</b>	<b>3500/4000</b>
<b>Watts</b>	<b>761/879</b>	<b>761/791</b>	<b>761/791</b>	<b>1025/1172</b>	<b>1025/1172</b>	<b>1026/1172</b>
Refrigerant	R-134A	R-134A	R-134A	R-134A	R-134A	R-134A
Refrigerant Charge (ounces/grams)	11/312	11/312	11/312	11/312	11/312	11/312
Operating Temperature Range:						
Maximum (°F/°C)	131/55	131/55	131/55	131/55	131/55	131/55
Minimum (°F/°C) (Low Ambient Pkg)	-40/-40	-40/-40	-40/-40	-40/-40	-40/-40	-40/-40
Airflow at 0 Static Pressure:						
Internal loop 50 Hz (CFM / m <sup>3</sup> /hr.)	141/239	141/239	141/239	141/239	141/239	141/239
External loop 50 Hz (CFM / m <sup>3</sup> /hr.)	235/399	235/399	235/399	235/399	235/399	235/399
Internal loop 60 Hz (CFM / m <sup>3</sup> /hr.)	157/266	157/266	157/266	157/266	157/266	157/266
External loop 60 Hz (CFM / m <sup>3</sup> /hr.)	261/443	261/443	261/443	261/443	261/443	261/443
<b>ELECTRICAL DATA</b>						
<b>Rated Voltage</b>	<b>115</b>	<b>230</b>	<b>460V 1PH</b>	<b>115</b>	<b>230</b>	<b>460V 1PH</b>
Frequency (Hz)	50/60	50/60	50/60	50/60	50/60	50/60
Operating Range	+/- 10%	+/- 10%	+/- 10%	+/- 10%	+/- 10%	+/- 10%
Max. Power Consumption (W at 50/60 Hz)	1058/897	851/828	920/874	1116/1253	1081/1127	1104/1150
Max. Nominal Current (A at 50/60 Hz)	9.2/7.8	3.7/3.6	2.0/1.9	12.7/12.1	4.7/4.9	2.4/2.5
Starting Current (A)	31.5	15	7.7	44.5	18	9
Agency Approvals	UL/cUL Listed CE EAC		cUR Recognized CE EAC	UL/cUL Listed CE EAC		cUR Recognized CE EAC
Power Input Description	6-ft. cord with NEMA 5-15 plug	6-ft. cord with NEMA 6-15 plug	6-ft. cord with wire leads	6-ft. cord with NEMA 5-20 plug	6-ft. cord with NEMA 6-15 plug	6-ft. cord with wire leads
<b>ENCLOSURE PROTECTION</b>						
UL Type	Type 12, 3R standard Type 4, 4X Stainless steel optional			Type 12, 3R standard 4, 4X Stainless steel optional		
<b>CONTROLLER</b>						
Description	Basic mechanical thermostat			Basic mechanical thermostat		
Thermostat Location	Behind cover			Behind cover		
Factory Thermostat Setting (°F/°C)	80/27			80/27		
<b>SOUND LEVEL</b>						
At 1.5 Meters	68 dB(A)			68 dB(A)		
<b>UNIT CONSTRUCTION</b>						
Material	Mild steel sheet metal standard Stainless steel optional			Mild steel sheet metal standard Stainless steel optional		
Finish	RAL 7035 light-gray, semi-textured powder-coat paint standard			RAL 7035 light-gray, semi-textured powder-coat paint standard		
<b>UNIT DIMENSIONS</b>						
Height (in./mm)	29.5/749			29.5/749		
Width (in./mm)	15.75/400			15.75/400		
Depth (in./mm)	8.63/219			8.63/219		
Weight (lb./kg)	98/44	98/44	108/49	118/54	118/54	128/58



CR29 Models 2700/4000 BTU/Hr. (791/1172 Watt)

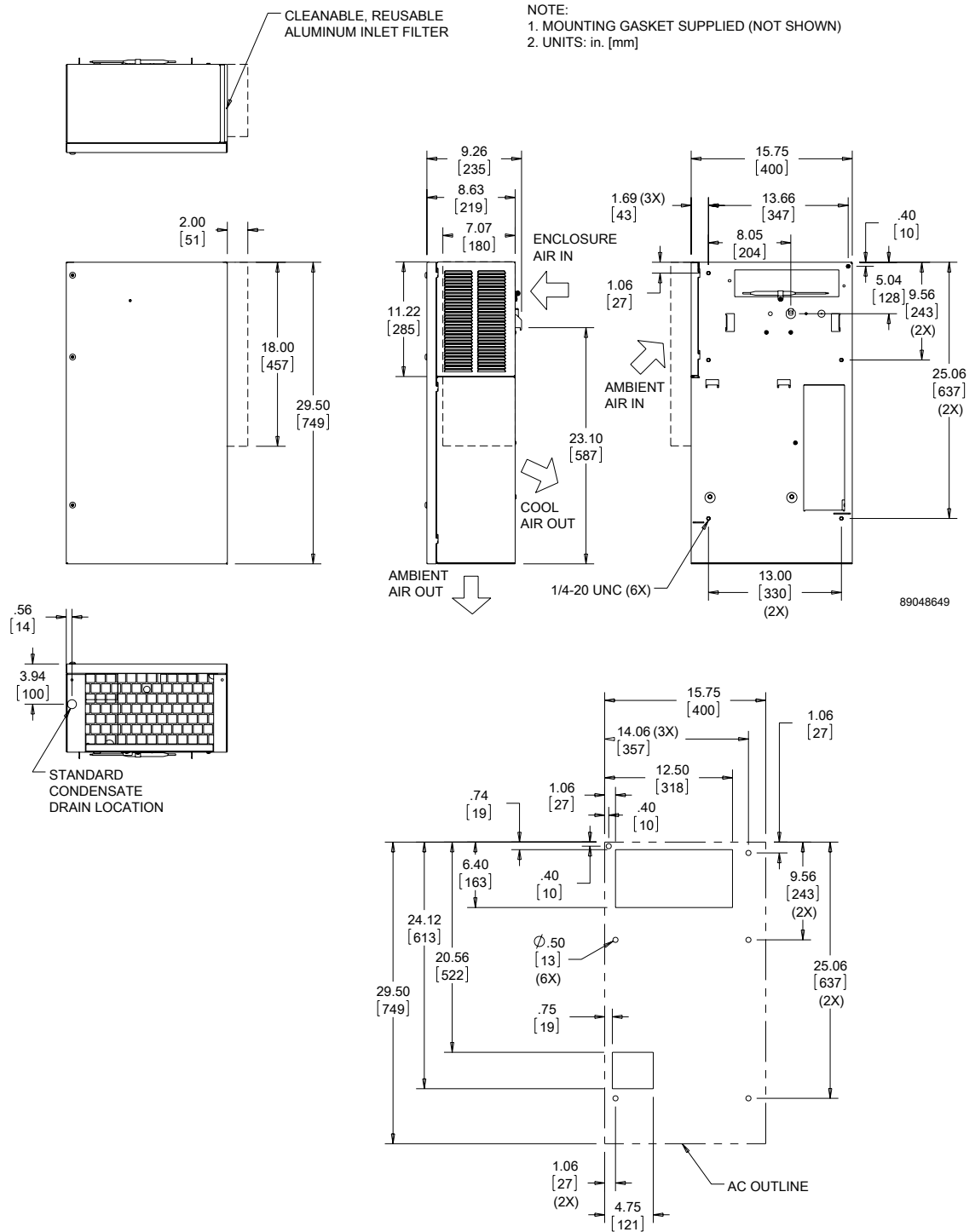
- NOTE:  
 1. MOUNTING GASKET SUPPLIED (NOT SHOWN)  
 2. UNITS: in. [mm]



Cutout Dimensions

Visit [www.PentairProtect.com](http://www.PentairProtect.com) to download 2D and 3D CAD drawings into the overall design of your electrical system.

CR29 Models 2700/4000 BTU/Hr. (791/1172 Watt) With Type 4X Hood

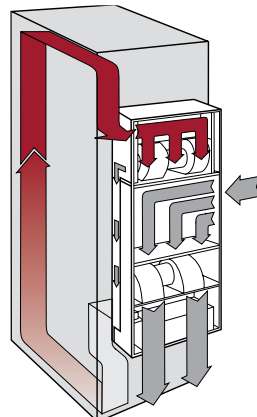


Cutout Dimensions

Visit [www.PentairProtect.com](http://www.PentairProtect.com) to download 2D and 3D CAD drawings into the overall design of your electrical system.

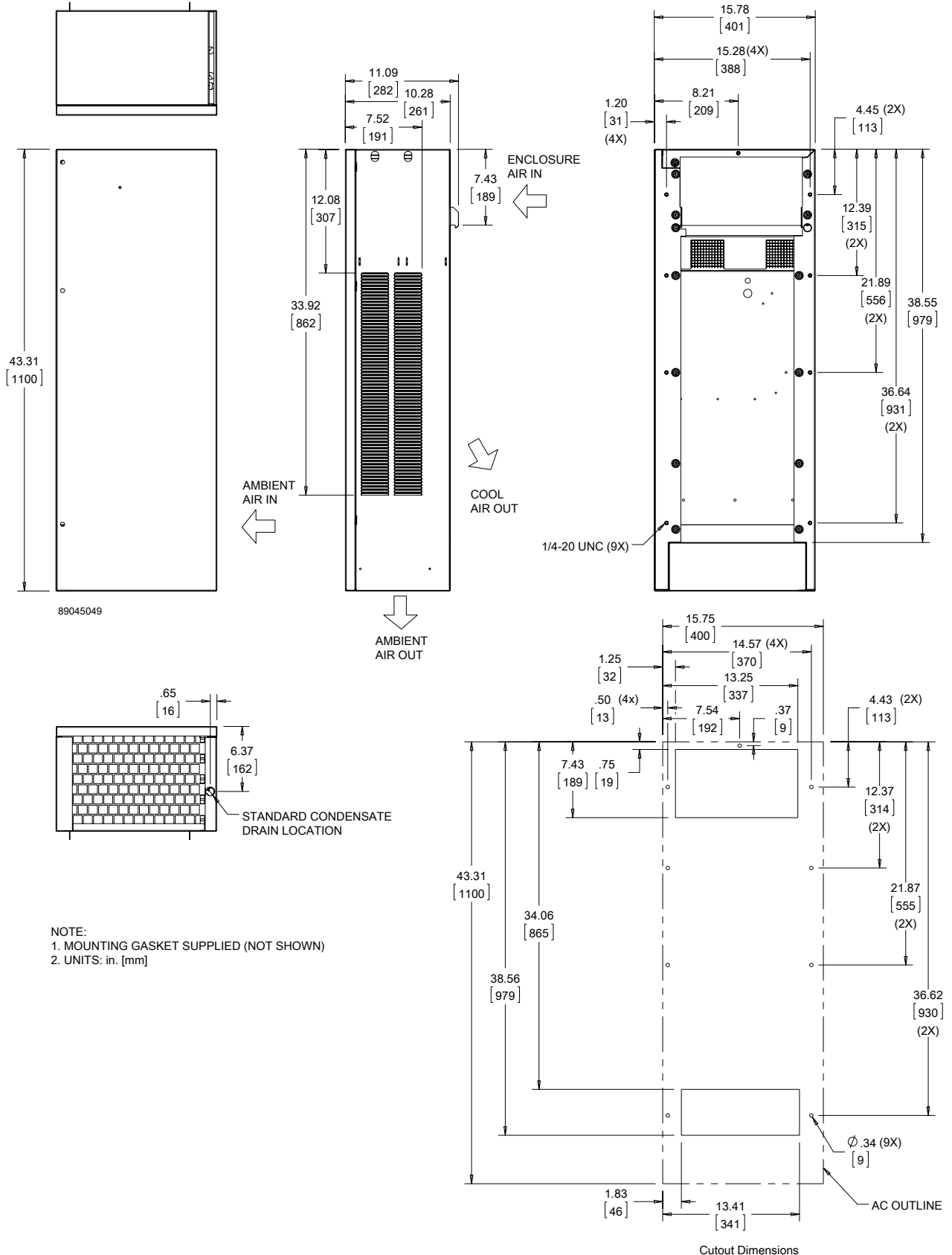
Performance Data **CR43 Models 6000/8000 BTU/Hr. (1758/2344 Watt)**

CATALOG NUMBER						
Indoor Model	CR430616G002	CR430626G002	CR430646G004	CR430816G002	CR430826G002	CR430826G089
Indoor Level 2 Controller	CR430616G016	CR430626G018	CR430626G030	CR430816G021	CR430826G026	—
Outdoor Type 3R	CR430616G013	CR430626G014	—	CR430816G038	CR430826G007	—
Outdoor/SST/Corrosion Type 3R	CR430616G004	—	—	CR430816G010	CR430826G037	—
Outdoor/SST/Level 2 Type 3R	—	CR430626G020	—	CR430816G023	CR430826G024	—
Indoor/Outdoor/SST/Corrosion Type 4X	CR430616G031	CR430626G034	CR430626G074	CR430816G036	CR430826G038	CR430846G401
COOLING PERFORMANCE						
<b>Nominal:</b>						
BTU/Hr.	<b>5500/6000</b>	<b>5500/6000</b>	<b>5500/6000</b>	<b>7100/8000</b>	<b>7100/8000</b>	<b>7100/8000</b>
Watts	<b>1611/1758</b>	<b>1611/1758</b>	<b>1611/1758</b>	<b>2080/2344</b>	<b>2080/2344</b>	<b>2080/2344</b>
Refrigerant	R-134A	R-134A	R-134A	R-134A	R-134A	R-134A
Refrigerant Charge (ounces/grams)	19/538	19/538	19/538	19/538	19/538	19/538
Operating Temperature Range:						
Maximum (°F/°C)	131/55	131/55	131/55	131/55	131/55	131/55
Minimum (°F/°C) (Low Ambient Pkg.)	-40/-40	-40/-40	-40/-40	-40/-40	-40/-40	-40/-40
Airflow at 0 Static Pressure:						
Internal loop 50 Hz (CFM / m <sup>3</sup> /hr.)	320/543	226/384	226/384	320/543	226/384	226/384
External loop 50 Hz (CFM / m <sup>3</sup> /hr.)	480/815	470/798	470/798	480/815	470/798	470/798
Internal loop 60 Hz (CFM / m <sup>3</sup> /hr.)	368/625	255/433	255/433	368/625	255/433	255/433
External loop 60 Hz (CFM / m <sup>3</sup> /hr.)	544/924	540/917	540/917	544/924	540/917	540/917
ELECTRICAL DATA						
Rated Voltage	<b>115</b>	<b>230</b>	<b>460V 1PH</b>	<b>115</b>	<b>230</b>	<b>460V 1PH</b>
Frequency (Hz)	50/60	50/60	50/60	50/60	50/60	50/60
Operating Range	+/- 10%	+/- 10%	+/- 10%	+/- 10%	+/- 10%	+/- 10%
Max. Power Consumption (W at 50/60 Hz)	1460	1403/1518	1564/1656	1460	1403/1518	1564/1656
Max. Nominal Current (A at 50/60 Hz)	12.7	6.1/6.6	3.4/3.6	12.7	6.1/6.6	3.4/3.6
Starting Current (A)	48.3	27	14	48.3	27	14
Agency Approvals	UL/cUL Listed CE EAC		cUR Recognized CE EAC	UL/cUL Listed CE EAC		cUR Recognized CE EAC
Power Input Description	Others available upon request 6-ft. cord with NEMA 5-20 plug		6-ft. cord with NEMA 6-15 plug	Others available upon request 6-ft. cord with NEMA 5-20 plug		6-ft. cord with NEMA 6-15 plug
ENCLOSURE PROTECTION						
UL Type	Type 12, 3R standard Type 4, 4X Stainless steel optional			Type 12, 3R standard 4, 4X Stainless steel optional		
CONTROLLER						
Description	Basic mechanical thermostat			Basic mechanical thermostat		
Thermostat Location	Enclosure side on all base models			Enclosure side on all base models		
Factory Thermostat Setting (°F/°C)	80/27			80/27		
SOUND LEVEL						
At 1.5 Meters	71 dB(A)			71 dB(A)		
UNIT CONSTRUCTION						
Material	Galvanized sheet metal standard Stainless steel optional			Galvanized sheet metal standard Stainless steel optional		
Finish	RAL 7035 light-gray, semi-textured powder-coat paint standard			RAL 7035 light-gray, semi-textured powder-coat paint standard		
UNIT DIMENSIONS						
Height (in./mm)	43.31/1100			43.31/1100		
Width (in./mm)	15.75/400			15.75/400		
Depth (in./mm)	10.25/260			10.25/260		
Weight (lb./kg)	125/57	125/57	155/70	125/57	125/57	155/70





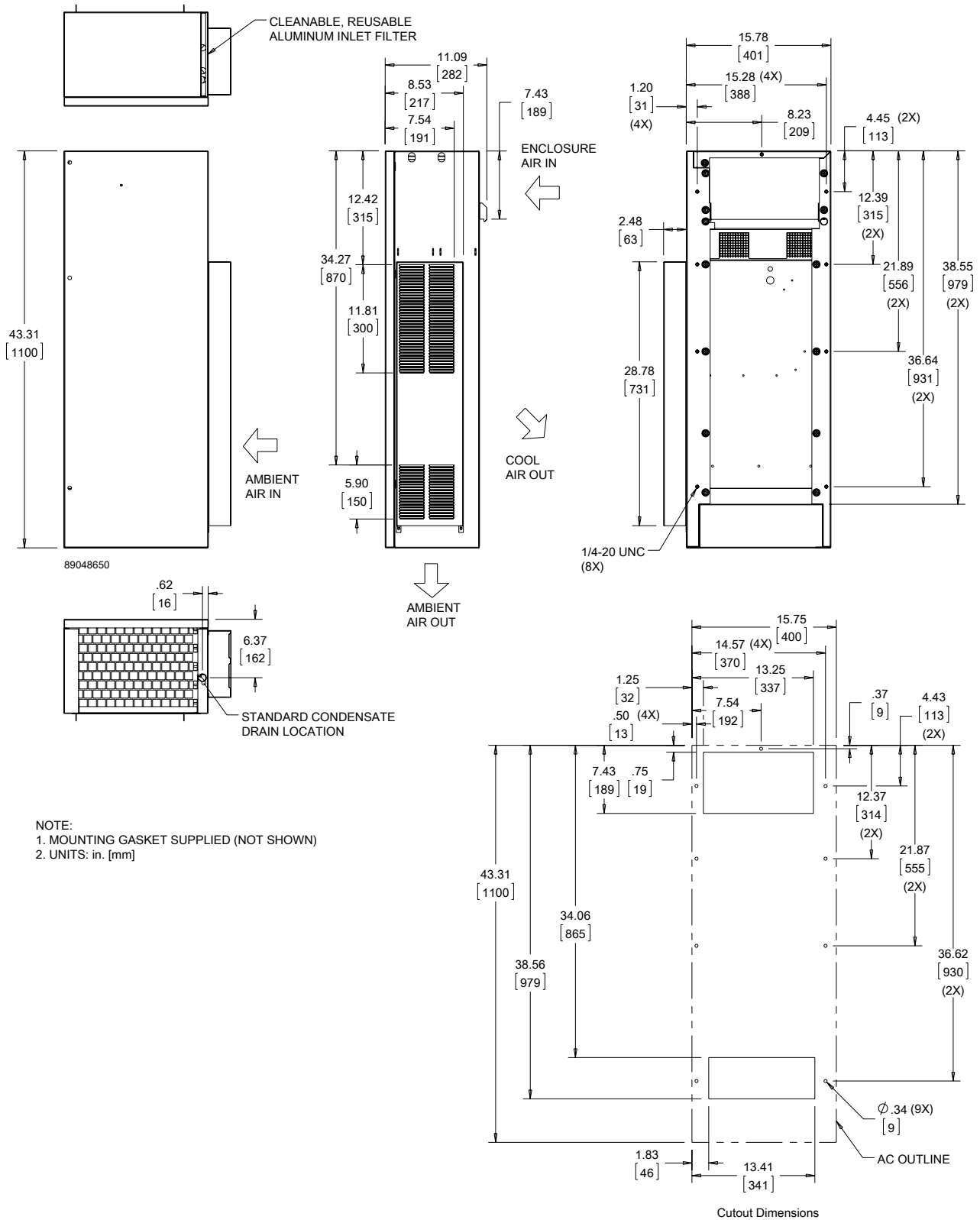
CR43 Models 6000/8000 BTU/Hr. (1758/2344 Watt)



NOTE:  
 1. MOUNTING GASKET SUPPLIED (NOT SHOWN)  
 2. UNITS: in. [mm]

Visit [www.PentairProtect.com](http://www.PentairProtect.com) to download 2D and 3D CAD drawings into the overall design of your electrical system.

CR43 Models 6000/8000 BTU/Hr. (1758/2344 Watt) With Type 4X Hood



NOTE:  
1. MOUNTING GASKET SUPPLIED (NOT SHOWN)  
2. UNITS: in. [mm]

Visit [www.PentairProtect.com](http://www.PentairProtect.com) to download 2D and 3D CAD drawings into the overall design of your electrical system.